

ELITE+ - Overall Performance

ELITE+ Series offers a rounded solution with various CCTs, high efficacy and lumens backed with a 4oz. copper trace.



PRODUCT CODE	INTENSITY	INSTALL	LED COLOR	VOLTAGE
TPLEP		I		24
TPLEP = TivoTape ELITE Plus+	XLB = Extra Low Brightness LB = Low Brightness SB = Standard Brightness HO = High Output VHO = Very High Output UHO = Ultra High Output	I = Indoor	18 = 1800K 22 = 2200K 24 = 2400K 27 = 2700K 30 = 3000K 35 = 3500K 40 = 4000K 50 = 5000K	24 = 24V DC

Vision - High CRI

Vision Series boast high CRI values across all intensities and CCTs available. Producing better true to life colors!



PRODUCT CODE	TYPE	INTENSITY	INSTALL	LED COLOR	VOLTAGE
TPLEP	VS		I		24
TPLEP = TivoTape ELITE Plus+	VS = Vision	SB = Standard Brightness HO = High Output VHO = Very High Output	I = Indoor	18 = 1800K 22 = 2200K 24 = 2400K 27 = 2700K 30 = 3000K 35 = 3500K 40 = 4000K 50 = 5000K	24 = 24V DC

Pro - High Efficacy

Pro Series offers a focused high efficacy value and lumens backed with a 4oz. copper trace.



PRODUCT CODE	TYPE	INTENSITY	INSTALL	LED COLOR	VOLTAGE
TPLEP	PR		I		24
TPLEP = TivoTape ELITE Plus+	PR = Pro	SB = Standard Brightness HO = High Output VHO = Very High Output	I = Indoor	18 = 1800K 22 = 2200K 24 = 2400K 27 = 2700K 30 = 3000K 35 = 3500K 40 = 4000K 50 = 5000K	24 = 24V DC

Quick Spec



Quick Data based on 4000K						
Intensity	XLB	LB	SB	HO	VHO	UHO
Lumens/ft	92	242	502	714	1006	1340
Efficacy (Lm/W)	182	171	167	166	166	164
CRI	93.7	93.6	93.4	93	93.1	93
Measured Power W/ft	0.5	1.4	3.0	4.3	6.1	8.2
Listed Power W/ft.	0.6	1.5	3.2	4.5	7	9
Max Run	150'	60'	29'	20'	13'	10'

Available CCTs
1800K, 2200K, 2400K,
2700K, 3000K, 3500K,
4000K, 5000K

IP67 Outdoor Rated Available

ADUL-series					
D	DOT	DIN	DIN-X	DTV	VAOT
.

Non-Dimming (D), 0-10V (DOT), DMX (DIN), DMX Multi Address (DIN-X), Flicker Free TV (DTV), Variable 0-10V (VAOT)

Infinity
.

Universal input: 100V- 277V AC
All-In-One dimming protocol: ELV, MLV, 0-10V, TRIAC, PWM



Quick Spec



Quick Data based on 4000K			
Intensity	SB	HO	VHO
Lumens/ft	407	809	841
Efficacy (Lm/W)	142	139	141
CRI	97	97	97
Measured Power W/ft	2.9	5.8	6
Listed Power W/ft.	3	6	7
Max Run	30'	14'	13

Available CCTs
1800K, 2200K, 2400K,
2700K, 3000K, 3500K,
4000K, 5000K

IP67 Outdoor Rated Available

ADUL-series					
D	DOT	DIN	DIN-X	DTV	VAOT
.

Non-Dimming (D), 0-10V (DOT), DMX (DIN), DMX Multi Address (DIN-X), Flicker Free TV (DTV), Variable 0-10V (VAOT)

Infinity
.

Universal input: 100V- 277V AC
All-In-One dimming protocol: ELV, MLV, 0-10V, TRIAC, PWM



Quick Spec



Quick Data based on 4000K			
Intensity	SB	HO	VHO
Lumens/ft	536	762	1019
Efficacy (Lm/W)	215	208	199
CRI	93	93	93
Measured Power W/ft	2.5	3.7	5.1
Listed Power W/ft.	3	4.5	6
Max Run	30'	20'	15'

Available CCTs
1800K, 2200K, 2400K,
2700K, 3000K, 3500K,
4000K, 5000K

IP67 Outdoor Rated Available

ADUL-series					
D	DOT	DIN	DIN-X	DTV	VAOT
.

Non-Dimming (D), 0-10V (DOT), DMX (DIN), DMX Multi Address (DIN-X), Flicker Free TV (DTV), Variable 0-10V (VAOT)


Infinity
.

Universal input: 100V- 277V AC
All-In-One dimming protocol: ELV, MLV, 0-10V, TRIAC, PWM



Flow - Dim to Warm

Flow Series is a dim to warm system offering a factory standard CCT range that highlights any design.



PRODUCT CODE	TYPE	INSTALL	LED COLOR	*MAX RUN	VOLTAGE
TPLEP	FL	I	01		24
TPLEP = TivoTape ELITE Plus+	FL = Flow	I = Indoor	01 = 1800K - 3000K	MR = Max Run	24 = 24V DC

Quick Spec



Based on full brightness @ 3000K

Lumens/ft	443
Efficacy (Lm/W)	97
CRI	91.7
Measured Power W/ft	4.6
Listed Power W/ft.	4.6
Max Run	20'

Available CCT Range
1800K-3000K

IP67 Outdoor Rated Available

ADUL-series

D	DOT	DIN	DIN-X	DTV	VAOT
			•		•

Non-Dimming (D), 0-10V (DOT), DMX (DIN), DMX Multi Address (DIN-X), Flicker Free TV (DTV), Variable 0-10V (VAOT)

Infinity

Universal input: 100V- 277V AC
All-In-One dimming protocol: ELV, MLV, 0-10V, TRIAC, PWM



Slim - Small Profile Big Punch

Slim Series is a slim profile LED strip with a punch with up to 863 lm/ft.



PRODUCT CODE	TYPE	INSTALL	LED COLOR	*MAX RUN	VOLTAGE
TPLEP	SL	I			24
TPLEP = TivoTape ELITE Plus+	SL = Slim	I = Indoor	18 = 1800K 22 = 2200K 24 = 2400K 27 = 2700K 30 = 3000K 35 = 3500K 40 = 4000K 50 = 5000K	MR = Max Run	24 = 24V DC

Quick Spec



Quick Data based on 4000K

Lumens/ft	863
Efficacy (Lm/W)	173
CRI	93.2
Measured Power W/ft	5
Listed Power W/ft.	4.4
Max Run	18'

Available CCTs

1800K, 2200K, 2400K,
2700K, 3000K, 3500K,
4000K, 5000K

IP67 Outdoor Rated Available

ADUL-series

D	DOT	DIN	DIN-X	DTV	VAOT
•	•	•	•	•	

Non-Dimming (D), 0-10V (DOT), DMX (DIN), DMX Multi Address (DIN-X), Flicker Free TV (DTV), Variable 0-10V (VAOT)


Infinity

Universal input: 100V- 277V AC
All-In-One dimming protocol: ELV, MLV, 0-10V, TRIAC, PWM



Duo - Wide Coverage Double Row LED

Duo Series produces an even light spread with a double row shifted LED pattern for wide coverage application.



PRODUCT CODE	TYPE	INSTALL	LED COLOR	*MAX RUN	VOLTAGE
TPLEP	DU	I			24
TPLEP = TivoTape ELITE Plus+	DU = Duo	I = Indoor	18 = 1800K 22 = 2200K 24 = 2400K 27 = 2700K 30 = 3000K 35 = 3500K 40 = 4000K 50 = 5000K	MR = Max Run	24 = 24V DC

Quick Spec



Quick Data based on 3000K

Lumens/ft	736
Efficacy (Lm/W)	130
CRI	97.65
R9	96.08
Measured Power W/ft	5.6
Listed Power W/ft.	6.1
Max Run	15'

Available CCTs

1800K, 2200K, 2400K,
2700K, 3000K, 3500K,
4000K, 5000K

Specify 4 conductor lead for ELITE+ Duo:

Power Lead - DUO

TPL-LEAD-4-C

TPL-LEAD-4-D

TPL-I-XEP-4

ADUL-series

D	DOT	DIN	DIN-X	DTV	VAOT
•	•	•	•	•	

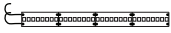
Non-Dimming (D), 0-10V (DOT), DMX (DIN), DMX Multi Address (DIN-X), Flicker Free TV (DTV), Variable 0-10V (VAOT)

Infinity

Universal input: 100V- 277V AC
All-In-One dimming protocol: ELV, MLV, 0-10V, TRIAC, PWM




Power Leads



TPL-I-LEAD-2-C
LEAD/END
24" standard 2 conductor 18AWG lead wire
factory attached to one end of tape



TPL-I-LEAD-2-D
LEAD/LEAD
24" standard 2 conductor 18AWG lead wire
factory attached to both ends of tape



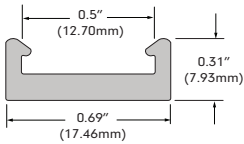
TPL-I-XEP-2
EXTRA LEAD WIRE
Additional factory attached 18AWG lead 2
wire to extend lengths of LEAD-C and LEAD-D
up to 20 ft. max
Sold per foot



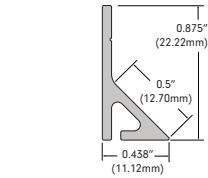
TPL-I-CONN
18-22AWG BUTT CONNECTORS
Used to interconnect factory attached lead
wires.
Sold individually

Extrusion

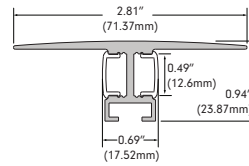
Available Lens Type Compatible TivoTape



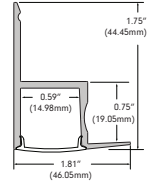
MCHAN-8-LP
Low profile NO LENS OPTION
clear polycarbonate, length 8'



TPL-I-45-MCH-8-S
White PVC, 45° NO LENS length 8'



DWAR
DEWARE Anodized Aluminum Extrusion,
available in 6.5' lengths



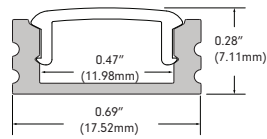
EDGE
EDGE Anodized Aluminum Extrusion,
available in 6.5' lengths

Plus Pro Flow Vision Slim

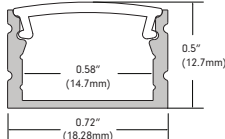
Plus Pro Flow Vision Slim

Clear Opal Diffused
Plus Pro Flow Vision Slim

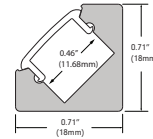
Opal
Plus Pro Flow Vision Slim



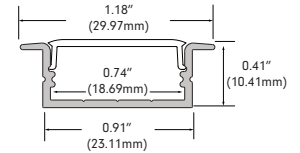
MINI
MINI Anodized Aluminum Extrusion,
available in 6.5' lengths



MOFT
MOFFETT Anodized Aluminum Extrusion,
available in 6.5' lengths



DYER
DYER Anodized Aluminum Extrusion,
available in 6.5' lengths



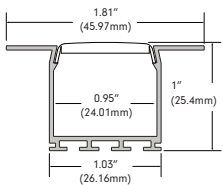
WRNR
WARNER Anodized Aluminum Extrusion,
available in 6.5' lengths

Opal
Plus Pro Flow Vision Slim

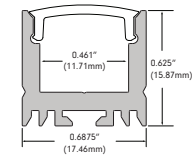
Clear Opal Diffused
Plus Pro Flow Vision Slim

Opal
Plus Pro Flow Vision Slim

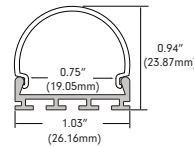
Opal
Plus Pro Flow Vision Slim



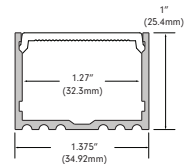
NOYS
NOYES Anodized Aluminum Extrusion,
available in 6.5' lengths



VALN
VALENCIA Anodized Aluminum Extrusion,
available in 6.5' lengths



DOME
DOME Anodized Aluminum Extrusion,
available in 6.5' lengths



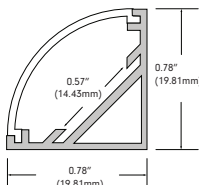
ALTN
ALTON Anodized Aluminum Extrusion,
available in 6.5' lengths

Clear Opal Diffused
Plus Pro Flow Vision Slim Duo

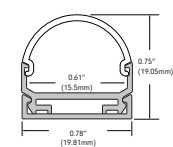
Clear Opal Diffused
Plus Pro Flow Vision Slim

Opal
Plus Pro Flow Vision Slim Duo

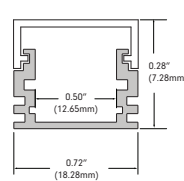
Clear Opal Diffused
Plus Pro Flow Vision Slim Duo



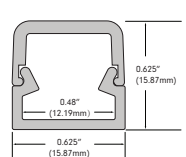
MRSL
MARSALA Anodized aluminum extrusion
available in 6.5' length



HRIZ
HORIZON Anodized aluminum extrusion
available in 6.5' length



ASTR
ASTORIA Anodized aluminum extrusion
available in 6.5' length



INF
INFINITY PC extrusion,
available in 8' lengths

Clear Opal Diffused
Plus Pro Flow Vision Slim

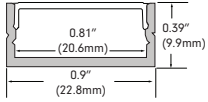
Opal
Plus Pro Flow Vision Slim

Clear Diffused
Plus Pro Flow Vision Slim

Frosted Diffused
Plus Pro Flow Vision Slim

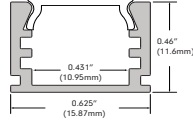
Extrusion

Available Lens Type Compatible TivoTape



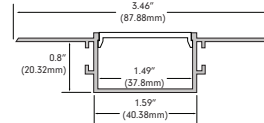
COTA
CORTONA Anodized Aluminum Extrusion,
available in 6.5' lengths

- | | | | | | |
|-------|------|----------|--------|------|-----|
| Clear | Opal | Diffused | | | |
| Plus | Pro | Flow | Vision | Slim | Duo |



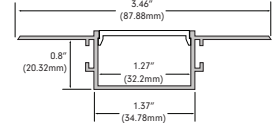
MOSR
MOSHER Anodized Aluminum Extrusion,
available in 6.5' lengths

- | | | | | | |
|------|--|--|--|--|--|
| Opal | | | | | |
| Slim | | | | | |



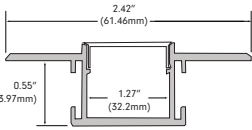
GLOR
GLORIETA Anodized Aluminum Extrusion,
available in 6.5' lengths

- | | | | | | |
|-------|----------|------|--------|------|-----|
| Black | Diffused | | | | |
| Plus | Pro | Flow | Vision | Slim | Duo |



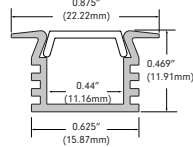
CARU
CARUSO Anodized Aluminum Extrusion,
available in 6.5' lengths

- | | | | | | |
|-------|----------|------|--------|------|-----|
| Black | Diffused | | | | |
| Plus | Pro | Flow | Vision | Slim | Duo |



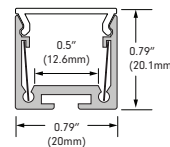
HAYES
HAYES Anodized Aluminum Extrusion,
available in 6.5' lengths

- | | | | | | |
|-------|------|----------|--------|------|-----|
| Clear | Opal | Diffused | | | |
| Plus | Pro | Flow | Vision | Slim | Duo |



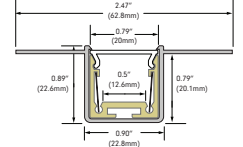
EDIN
EDINGER Anodized Aluminum Extrusion,
available in 6.5' lengths

- | | | | | | |
|------|-----|------|--------|------|--|
| Opal | | | | | |
| Plus | Pro | Flow | Vision | Slim | |



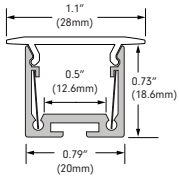
DUET-04 (Surface)
DUET04 Aluminum Extrusion,
available in 6.5' lengths

- | | | | | | |
|-------|------|----------|--------|------|--|
| Clear | Opal | Diffused | Black | | |
| Plus | Pro | Flow | Vision | Slim | |



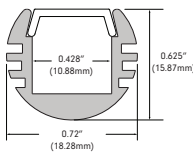
DUET-04 + DUET-04-CHAN-M-6.5 (Mud-in)
DUET04 Mud-in PC fire-proof Extrusion,
available in 6.5' lengths

- | | | | | | |
|-------|------|----------|--------|------|--|
| Clear | Opal | Diffused | Black | | |
| Plus | Pro | Flow | Vision | Slim | |



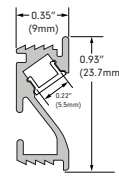
DUET-04 (Recessed)
DUET04 Anodized Aluminum Extrusion,
recessed
available in 6.5' lengths

- | | | | | | |
|-------|------|----------|--------|------|--|
| Clear | Opal | Diffused | Black | | |
| Plus | Pro | Flow | Vision | Slim | |



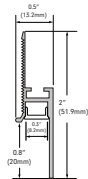
NOVA
NOVA Anodized Aluminum Extrusion,
available in 6.5' lengths

- | | | | | | |
|------|--|--|--|--|--|
| Opal | | | | | |
| Slim | | | | | |



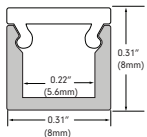
FABR
FABRIANO Anodized Aluminum Extrusion,
available in 6.5' lengths

- | | | | | | |
|-------|------|----------|-------|--|--|
| Clear | Opal | Diffused | Black | | |
| Slim | | | | | |



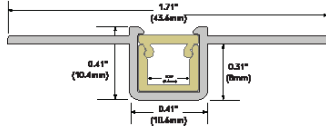
GLOR
GLORIETA08 Anodized Aluminum Extrusion,
available in 6.5' lengths

- | | | | | | |
|----------|-------|--|--|--|--|
| Diffused | Black | | | | |
| Slim | | | | | |



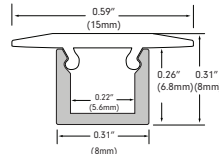
DUET-01 (Surface)
DUET01 Aluminum Extrusion,
available in 6.5' lengths

- | | | | | | |
|-------|------|----------|-------|--|--|
| Clear | Opal | Diffused | Black | | |
| Slim | | | | | |



DUET-01 + DUET-01-CHAN-M-6.5 (Mud-in)
DUET01 Aluminum Extrusion,
available in 6.5' lengths

- | | | | | | |
|-------|------|----------|-------|--|--|
| Clear | Opal | Diffused | Black | | |
| Slim | | | | | |



DUET-01 (Recessed)
DUET01 Aluminum Extrusion,
recessed
available in 6.5' lengths

- | | | | | | |
|-------|------|----------|-------|--|--|
| Clear | Opal | Diffused | Black | | |
| Slim | | | | | |

Power Supplies

Plus, Duo, Pro, Slim, Vision Flow

INFINITY - MLV / ELV / 0-10V / PWM / TRIAC

DESCRIPTION	CAT NO	APPLICATION	PRIMARY VOLTAGE	SECONDARY VOLTAGE	CIRCUIT BREAKERS	MAX LOAD	MIN LOAD	CIRCUIT CAPACITY
Infinity Series Class 2 Transformer	INF-J-30-1-1.3-24	Indoor / Outdoor	100 - 277V AC	24V DC	1	30W	3W	1.3A
	INF-J-60-1-2.5-24				1	60W	6W	2.5A
	INF-J-96-1-4-24				1	96W	9W	4A
	INF-J-192-2-4-24				2	2x96W	2x9W	2x4A
	INF-J-288-3-4-24				3	3x96W	3x9W	3x4A

ADUL/ADNM - 0-10V DIMMING

DESCRIPTION	CAT NO	APPLICATION	PRIMARY VOLTAGE	SECONDARY VOLTAGE	CIRCUIT BREAKERS	MAX LOAD	CIRCUIT CAPACITY
ADUL/ADNM Series Class 2 Transformer	ADNM-90-1-4-24-DOT	Indoor / Outdoor	100-277V AC 50/60 HZ	24V DC	1	90W	3.75A
	ADUL-120-1-4-24-DOT				1	96W	4A
	ADUL-240-2-4-24-DOT				2	2x96W	2x4A
	ADUL-320-3-4-24-DOT				3	3x96W	3x4A

ADNM - SINGLE CIRCUIT VARIABLE 0-10V DIMMING

DESCRIPTION	CAT NO	APPLICATION	PRIMARY VOLTAGE	SECONDARY VOLTAGE	CIRCUIT BREAKERS	MAX LOAD	CIRCUIT CAPACITY
ADNM Series Class 2 Transformer	ADNM-90-1-4-24-VAOT	INDOOR /	100-277V AC %Hz	24V DC	1	90W	3.75A
	ADNM-120-1-4-24-VAOT	OUTDOOR			1	96W	4A

ADNM - MULTI CIRCUIT VARIABLE 0-10V DIMMING

DESCRIPTION	CAT NO	APPLICATION	PRIMARY VOLTAGE	SECONDARY VOLTAGE	CIRCUIT BREAKERS	MAX LOAD	CIRCUIT CAPACITY
ADNM Series Class 2 Transformer	ADNM-240-2-4-24-VAOT	INDOOR /	100-277V AC %Hz	24V DC	2	2x96W	2x4A
	ADNM-320-3-4-24-VAOT	OUTDOOR			3	3x96W	3x4A

ADUL/ADNM - NON DIMMING

DESCRIPTION	CAT NO	APPLICATION	PRIMARY VOLTAGE	SECONDARY VOLTAGE	CIRCUIT BREAKERS	MAX LOAD	CIRCUIT CAPACITY
ADUL/ADNM Series Class 2 Transformer	ADNM-90-1-4-24-D	Indoor / Outdoor	100-277V AC 50/60 HZ	24V DC	1	90W	3.75A
	ADUL-120-1-4-24-D				1	96W	4A
	ADUL-240-2-4-24-D				2	2x96W	2x4A
	ADUL-320-3-4-24-D				3	3x96W	3x4A

ADUL/ADNM - DMX SINGLE ADDRESS

DESCRIPTION	CAT NO	APPLICATION	PRIMARY VOLTAGE	SECONDARY VOLTAGE	CIRCUIT BREAKERS	MAX LOAD	CIRCUIT CAPACITY
ADUL/ADNM Series Class 2 Transformer	ADNM-90-1-4-24-DIN	Indoor / Outdoor	100-277V AC 50/60 Hz	24V DC	1	90W	3.75A
	ADUL-120-1-4-24-DIN				1	96W	4A
	ADUL-240-2-4-24-DIN				2	2x96W	2x4A
	ADUL-320-3-4-24-DIN				3	3x96W	3x4A

Power Supplies

Plus, Duo, Pro, Slim, Vision

ADUL - DMX MULTI ADDRESS

DESCRIPTION	CAT NO	APPLICATION	PRIMARY VOLTAGE	SECONDARY VOLTAGE	CIRCUIT BREAKERS	MAX LOAD	CIRCUIT CAPACITY
ADUL Series Class 2 Transformer	ADUL-240-2-4-24-DIN-2	Indoor / Outdoor	100-277V AC 50/60 Hz	24V DC	2	2x96W	2x4A
	ADUL-320-3-4-24-DIN-3				3	3x96W	3x4A

ADNM - DMX/DALI FLICKER-FREE FOR TV STUDIO

DESCRIPTION	CAT NO	APPLICATION	PRIMARY VOLTAGE	SECONDARY VOLTAGE	CIRCUIT BREAKERS	MAX LOAD	CIRCUIT CAPACITY
ADNM Series Class 2 Transformer	ADNM-120-1-4-24-DTV	Indoor / Outdoor	100-277V AC 50/60 HZ	24V DC	1	1x96W	1x4A
	ADNM-240-2-4-24-DTV				2	2x96W	2x4A
	ADNM-320-3-4-24-DTV				3	3x96W	3x4A

Dimmers

DIMMING - 0-10V

DESCRIPTION	CAT NO	APPLICATION	INPUT VOLTAGE	OUTPUT VOLTAGE	MAX LOAD
0-10V Dimmer	DIM-LD-010	Indoor	12V/24V DC	12V/24V DC	30 mA max. output (sink only)

DIMMING -MLV

DESCRIPTION	CAT NO	APPLICATION	INPUT VOLTAGE	OUTPUT VOLTAGE	MAX LOAD
MLV Dimmer	N-600	Indoor	120V AC	120V AC	450W
	N-1000				800W
	N-1500				1200W
	D-600				450W
	M-600				450W
	M-1000				800W

DIMMING - ELV

DESCRIPTION	CAT NO	APPLICATION	INPUT VOLTAGE	OUTPUT VOLTAGE	MAX LOAD
ELV Dimmer	ME-600	Indoor	120V AC	120V AC	450W
	DE-300				300W

In-Wall DMX Control



Touchscreen

TVOQ-1-WH
White



Touchscreen

TVOQ-10-XX-7
XX = BK (Black), WH (White)



Touchscreen

TVOQ-2-BK
Black